

# Macstrak Quarterly

Volume 8, Issue 2

Winter 2001

## MacFlirt Special Edition

### Drum roll please...

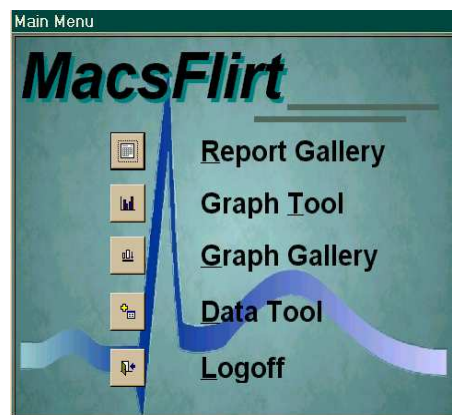
This special edition of the Macstrak Quarterly is to announce the launch of MacFlirt. With this newsletter, you should have received a MacFlirt CD-ROM and a data CD-ROM. These two pieces of software will allow you to receive and work with your data in a different manner.

Startign with the basic concept of a report retrieval and graphing tool, our capable programming team of Daniel Grassick and Quinn Peng worked closely with Dr. Paul Daly on the research and design of the overall program. Many hours later, the beginnings of MacFlirt existed and it was time for other ancillary work such as the writing of help files and program instructions, creation of packaging and many

### Who, what, when, where and how?

Where do I begin? What is a Setup Key? Who do I talk to to get one? When should I call? How do I reach them? The simple solution to all these (and other) questions you might have is to contact the Macstrak Project Office.

We can be contacted by phone or fax where we will provide you with your Setup Key and any assistance you might need to get MacFlirt loaded and running. A special training seminar was conducted with the Hoffmann-la Roche representatives to enable them to provide hands on assistance while visiting your centre.



hours of testing. With the help of the team at the Project Office these myriad of tasks were completed. And it is with a wipe of the brow and much pride that we present to you **MacFlirt!**

#### Hint:

Check out the HELP files and the PowerPoint tutorials available in the HELP Menu.

### How do you do those things you do?

The MacFlirt program is divided into four components: **Report Gallery**, **Graph Tool**, **Graph Gallery** and **Data Tool**.

**Report Gallery** provides all of your data in report-style format and should be the starting point when using MacFlirt. Reports are selected via a filter system and can be viewed on the screen or printed. Reports of special interest to you can also be organized into groups to make review easier.

**Graph Tool** allows the graphical display of report data loaded in MacFlirt. The user is able to assemble and compare data within a report or from the same report for different regions or time periods.

**Graph Gallery** functions as a display case for both graphs created by the user

and the Macstrak Project Office. Graphs from the Project Office are imported as a template which are then

"customized" by MacFlirt with the user's centre, bed-size, regional and national data.

**Data Tool** allows the user to update their data files by importing new data, exporting data or Graph Groups and archiving old data.

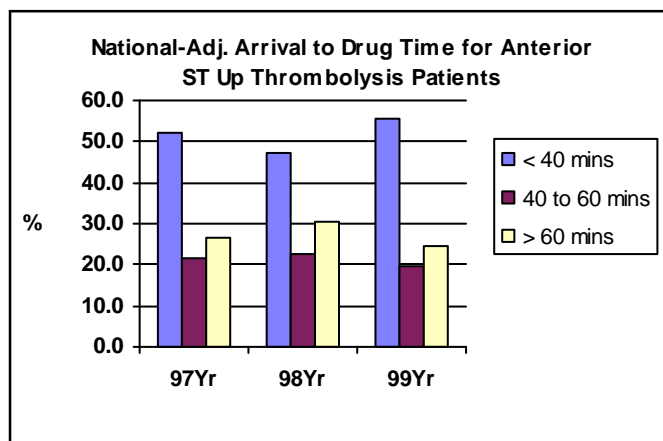
## What MacsFlirt Can Do For You.....

### Graphing...

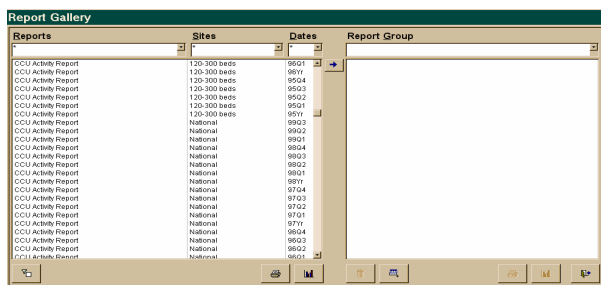
#### National-Adj. Arrival to Drug Time for Anterior ST Up Thrombolysis Patients

Time to treatment issues, in particular the timeline to generate door to needle times, are easily presented in a graphic format using MacsFlirt.

In this particular graph from January 1, 1997 to December 31, 1999, over 45% of patients receiving thrombolysis were treated in < 40 minutes, however between 20-30% wait 60 minutes or more for treatment.



**Report Retrieval...** Get rid of your paper! All those reports that you have been filling away (some of you for 8 years) are stored electronically in



MacsFlirt.

Printed Mar 10-00	ACS MI	ACS U/A	Non-ACS	Total
Admissions	14,317	13,959	14,616	42,892
Source				
ER	10,674 (76.3)	10,425 (75.4)	7,537 (52.2)	28,636 (67.6)
Inhouse	1,722 (12.1)	1,767 (12.9)	4,720 (33.7)	8,209 (19.3)
Other Hospital	1,496 (10.5)	1,344 (9.7)	1,645 (11.4)	4,485 (10.5)
Missing	69 (0.5)	124 (0.9)	171 (1.2)	364 (0.8)
Gender				
Male	9,616 (67.6)	8,161 (58.9)	8,477 (58.4)	26,254 (61.6)
Female	4,207 (32.4)	5,698 (41.1)	6,045 (41.6)	16,350 (38.4)
Average	69.4	65.4	97.1	69.3
Age				
< 60 yrs	4,362 (30.6)	4,457 (32.0)	3,908 (26.8)	12,727 (29.9)
60-75 yrs	5,901 (41.4)	6,174 (44.3)	6,057 (41.6)	18,132 (42.4)
> 75 yrs	3,989 (28.0)	3,293 (23.6)	4,593 (31.5)	11,875 (27.9)

## Additional Programming

The data CD that you receive contains more than just your centres data. Due to the changes in the reporting structure we have to "update" the MacsFlirt program. In order to easily facilitate this we have included the additional programming on the data CD. **After MacsFlirt has been installed** you must "transfer" the file in order to incorporate the additional information:

- 1) Using Windows Explorer, select the Program Files. MacsFlirt will be listed.
- 2) Using Windows Explorer, list the contents of the CD Rom.
- 3) Highlight the following files "MACSFLIRT.HLP" and "MacsFlirt.cnt" and move to the MacsFlirt file.
- 4) When asked if you want to replace the existing files with the new files, click 'Yes'.

This process only needs to be completed once not every time you open MacsFlirt.

Note: If you have moved MacsFlirt from the default directory during installation (i.e. it is no longer in c:\programs\MacsFlirt you will need to change the default directory of the additional file.

### The Macstrak Project Office

University Health Network, The Toronto General Hospital  
200 Elizabeth St., 13EN-215  
Toronto, ON  
M5G 2C4

### Project Director

Paul Daly MD

### System Developer

Daniel M. Grassick BSc

### Data Consultants

Rhonda Allan BScN  
Tracy Church BSc  
Kendra Delicaet BA

Tel: (416) 595-1683 1-800-661-6123

Fax: (416) 595-1614 1-800-661-6107

Email: macstrak@sympatico.ca

As a participant in the National Fastrak® II network of registries, the Macstrak Project is sponsored generously by Hoffmann-La Roche Ltd.

The Macstrak Quarterly is published four times a year for all centres participating in the Macstrak Project.