

Macstrak Quarterly

Volume 9 Issue 3

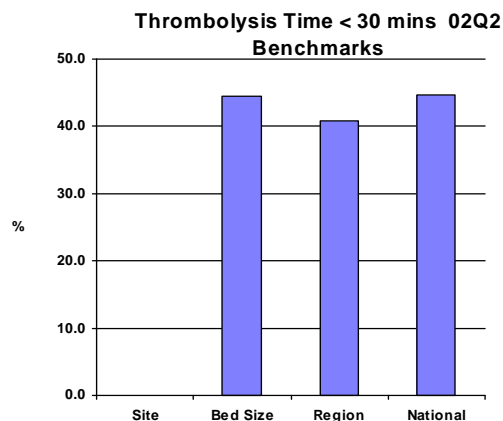
July, August & September 2002

A Picture Speaks a Thousand Words...

We are pleased to introduce a new feature of the MACSTRAK newsletter: a graphical review of the data. In this and subsequent issues, we will present graphs that analyse different aspects of the ACS patient population. For the inaugural installment we have chosen to look at two time-to-treatment issues. The following are a selection of graphs created in MacsFlirt that have been included with your electronic data. These graphs can be exported to various applications for your own presentation use. We are very excited about this capability and look forward to your involvement in developing other interesting topics for discussion.

The Gold Standard Shines

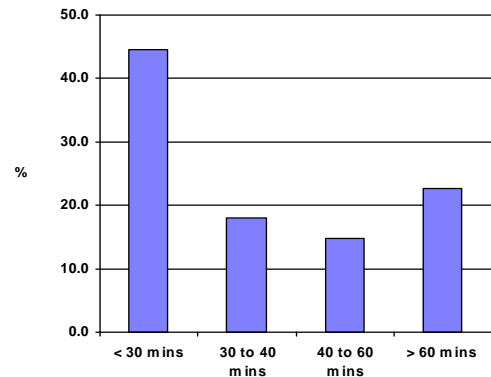
Over 60% of patients receive thrombolysis within 40 minutes of arrival to hospital and over 40% of the patients are treated within 30 minutes. Time-to-treatment remains a critical factor in determining the outcome for our patients. Your data disc contains graphs which show time trends in time-to-treatment as well as regional and hospital category differences.



Timing is Everything

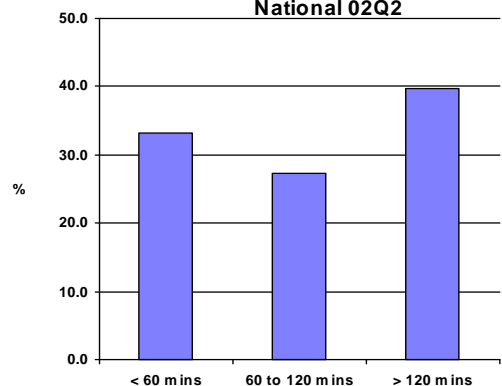
Only 32% of AMI patients nationally are presenting to the hospital within 60 minutes. The majority are presenting later, with almost 40% taking more than 2 hours to report to hospital. Patient education is an important part of secondary prevention programs. Your data disk also includes graphs showing time trends, regional and hospital category differences and your data compared to appropriate benchmarks.

Thrombolysis Time Intervals National 02Q2



How is your centre doing? A graph entitled, **Thrombolysis Time < 30 min 02Q2 Benchmarks**, has been included on your data disk. When opened in MacsFlirt it will create a graph like the one seen here with your centre's data displayed. You can, therefore, compare your door-to-needle time against other hospitals of similar bed size as well as regionally and nationally.

Thrombolysis - Onset to Arrival - Intervals National 02Q2



Quick Check To Do List

- Discard any CCU forms with date prior to 22 May 2001.
- Notify MACSTRAK Project Office if using TNK.
- Inform staff that TNK duration time to be "1" on form.
- Install MacsFlirt Update (sent on CD-ROM this summer) as it allows the importing and viewing of prepared graphs.

Mailout Reminder

The next mailout will be mid-September. As with last quarter, we are making every effort to send supplies to only those centres who require them. Please check if your centre has enough supplies (forms, Communion forms and envelopes) for the next three months, and fax back this page with the required information and we will make sure to send only what you request.

Name _____ Centre Number _____

Send nothing this mailout Send forms

Send communication forms Send envelopes

Comments: _____

The Macstrak Project Office

University Health Network
The Toronto General Hospital
200 Elizabeth St., 13 EN 215
Toronto, ON
M5G 2C4

Tel: (416) 595-1683 1-800-661-6123
Fax: (416) 595-1614 1-800-661-6107

Project Director
Paul Daly MD

Systems Developer
Daniel M. Grassick B.Sc.

Data Consultants
Rhonda Allan B.Sc.N., RN
Tracy Church B.Sc.
Kendra Delicaet B.A.
Alisa Gayle B.A.

Important Dates

Please keep in mind the following deadlines for Third Quarter 2002:

September 3-6 Supply mailout.

October 11 All 3rd quarter forms to be at Project Office.

November 1 Data Clarification deadline.

As a participant in the National Fastrak® II network of registries, the Macstrak Project is generously sponsored by Hoffmann-La Roche Ltd.